


Module 3:

Launch

Question of the day:

How do you think most trash gets to Crystal Cove? Draw a picture to show your prediction!



I predict that most trash gets to Crystal Cove from...

What type of trash do you think is the most common on Crystal Cove's beach? Make a prediction below!

I predict that the most common type of trash is...

We might also find...

Module 3:

Explore

Where does trash come from?

Where do you predict Erick will find the most trash after a rainstorm?

I predict that we will find the most trash...

Near trash cans

By the river

Near strong waves

Where does trash come from?

Based on the data, where did Erick find the most trash?

We found the most trash...

Near trash cans

By the river

Near strong waves

Circle whether your prediction was or was not correct.

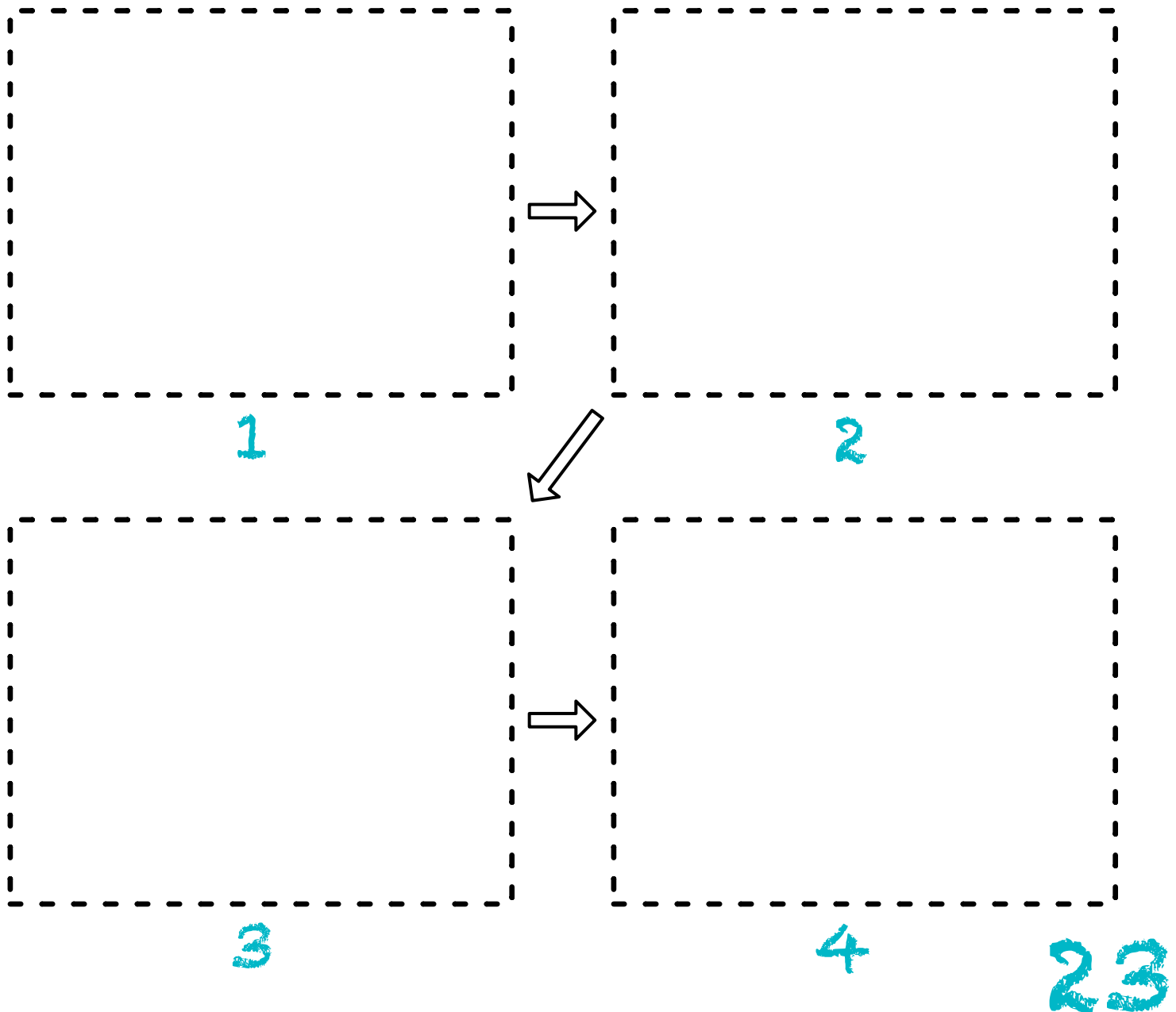
My prediction **was** / **was not** correct.

Module 3:

Explore: Your Watershed Story

How does trash get to the ocean?

In the spaces below, glue your watershed cards in order to show how trash moves from your school to the ocean!



Module 3:

Building a Watershed

Our Team

Geologist: _____


Meteorologist: _____

Trash Dropper: _____

Directions:


1. The geologist sets out the cups and covers them with plastic to make mountains and valleys.
2. The trash dropper drops trash on the mountain tops.
3. On the next page, draw a picture of your watershed. Make a prediction about where the trash will go.
4. When you are ready, the meteorologist uses the spray bottle to make it rain.
5. Watch what happens!

Draw a picture of your watershed model for
Step 3.



When we use the spray bottle to make
rain, I predict that the trash on the
mountains will...

Draw a picture showing what happened to your watershed model after Step 5. Where did the trash go?



The trash on the mountains went...

Circle whether your prediction was or was not correct.

My prediction was / was not correct.

Module 3:

Explore: Sorting Trash

Question of the day:

What types of trash can we find on Crystal Cove's beach?

Directions:

1. Empty the trash sample onto a desk.
2. Choose one piece of trash.
3. Use the field guide to decide what type of trash it is.
4. On the next page, place your piece of trash into the box for the correct type of trash.
5. Repeat steps 2-4 for each piece of trash. If there is already a piece of trash in a box, place the next piece into the box above it.

6				
5				
4				
3				
2				
1				
	Hard Plastic	Soft Plastic	Foam	Other

Module 3:

Explore: Math Stories

Hard plastics had _____ pieces of trash.

Soft plastics had _____ pieces of trash.

Foam had _____ pieces of trash.

Other had _____ pieces of trash.

Which category had the most pieces of trash?
Which one had the fewest?

The category that had the most pieces of trash is _____.


The category that had the fewest pieces of trash is _____.

The bottle caps in the hard plastic are recyclable.

There are _____ hard plastics.

This includes _____ bottle caps.

If we take the bottle caps away and put them in a recycling can, how many hard plastics are left? Use the space below to show your work!



If we recycle the bottle caps, there are _____ hard plastics left.

